

**SVRK GOVERNMENT DEGREE COLLEGE
NIDADAVOLE – 534301
INTERNAL QUALITY ASSURANCE CELL
FEEDBACK FROM ALUMANI**

1. Name of the alumnus :
2. Address of the alumnus :
3. Contact No. :
4. E mail ID :
5. Name of the course completed :
6. Year of completion of course :
7. Present Occupation/ Designation :

Your Opinion About Our College

8. How do you rate the courses that you have learnt in the college in relation to your current job / occupation
1. Excellent 2. Very Good 3. Good 4. Average 5. Poor
9. Infrastructure and Lab facilities
1. Excellent 2. Very Good 3. Good 4. Average 5. Poor
10. Faculty
1. Excellent 2. Very Good 3. Good 4. Average 5. Poor
11. Library
1. Excellent 2. Very Good 3. Good 4. Average 5. Poor
12. Office Staff
1. Excellent 2. Very Good 3. Good 4. Average 5. Poor
13. Educational Resources
1. Excellent 2. Very Good 3. Good 4. Average 5. Poor
14. Admission Procedure
1. Excellent 2. Very Good 3. Good 4. Average 5. Poor

15. Overall Rating of the College

1. Excellent 2. Very Good 3. Good 4. Average 5. Poor

16. Mention at least two points which make you feel proud to be associated with SVRK GDC College as Alumni

1.

2.

17. Do you have any grievances with the college?

1. Yes 2. No

18. If the answer is 'Yes', please specify / indicate the grievance.

1.

2.

19. Are you a member of Alumni Association of our College?

1. Yes 2. No

20. If the answer is 'No' please state the reasons.

1.

2.

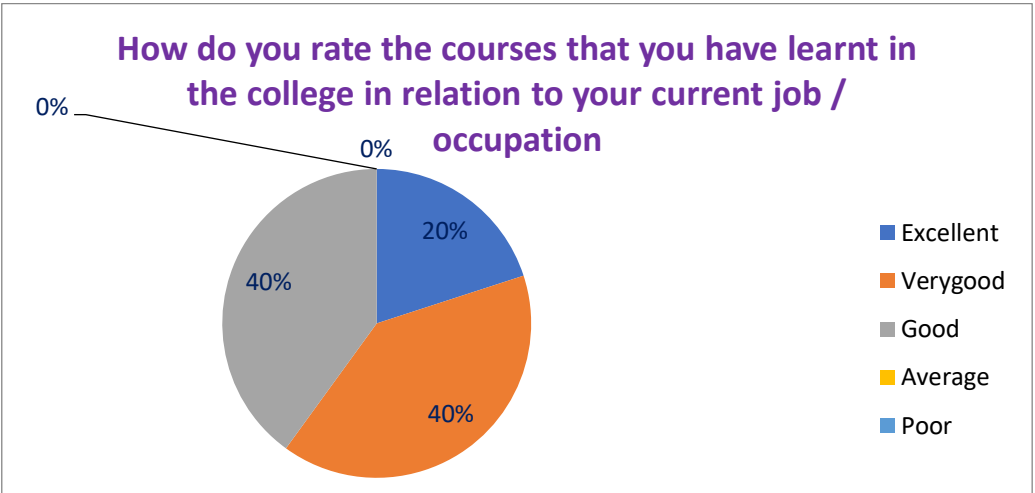
21. Any other suggestions / comments

SVRK GOVERNMENT DEGREE COLLEGE
NIDADAVOLE – 534301
INTERNAL QUALITY ASSURANCE CELL
ANALYSIS OF FEEDBACK FROM ALUMANI

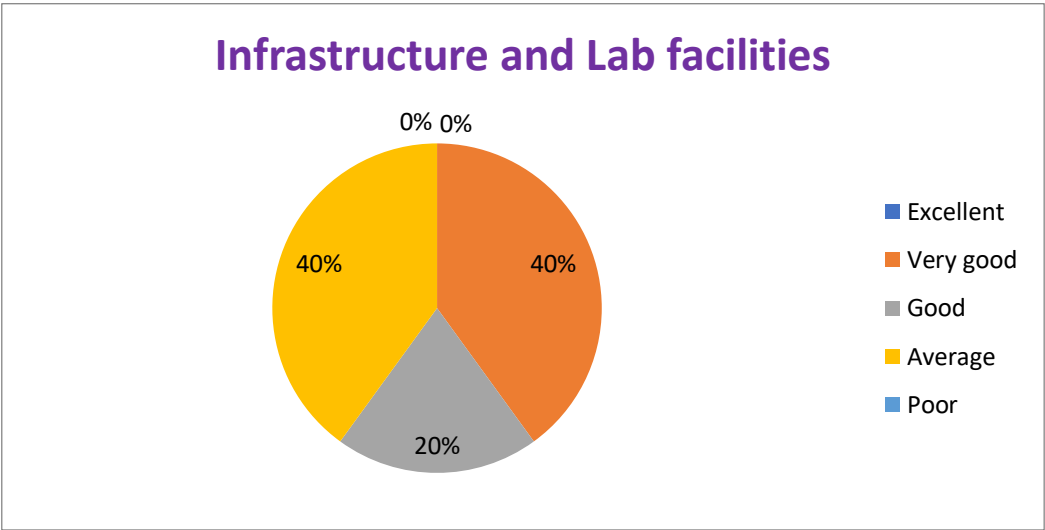
S.NO	QUESTIONS	Excellent		Very Good		Good		Average		Poor		Total		Action taken report
		Number of responses	Percentage	Number of responses	Percentage	Number of responses	Percentage	Number of responses	Percentage	Number of responses	Percentage	Number of responses	Percentage	
1.	How do you rate the courses that you have learnt in the college in relation to your current job / occupation	10	20%	20	40 %	20	40%	0	0	0	0	50	100	The positive response from alumni regarding the relevance of courses to their current job/occupation reflects the effectiveness of the curriculum. To maintain this alignment, we will continue to update course content and incorporate industry trends
2.	Infrastructure and Lab facilities	0	0	20	40 %	10	20%	20	40 %	0	0	50	100	While the lab facilities and infrastructure have been rated positively, there is room for improvement in the 'Average' category. We will conduct a thorough assessment of lab equipment and infrastructure to address concerns and enhance the learning environment.
3.	Faculty	15	30%	20	40 %	15	30%	0	0	0	0	50	100	The faculty members have received favorable feedback, with a significant percentage rating them as 'Excellent' or 'Very Good.' Continuous professional development programs will be organized to ensure the faculty's teaching skills and subject knowledge remain exceptional.
4	Library	0	0	10	20%	20	40 %	20	40 %	0	0	50	100	The library facilities have received mixed feedback, with a notable number rating it as 'Average' or 'Poor.' We will invest in expanding the library collection, improving access to digital resources, and addressing concerns raised by

														alumni.
5	Office Staff	10	20%	20	40 %	20	40 %	0	0	0	0	50	100	Positive feedback about the office staff's performance indicates efficient administrative support. We will continue to provide training to enhance their customer service skills and ensure a smooth interaction with students and alumni.
6	Educational Resources	5	10%	30	60%	15	30 %	0	0	0	0	50	100	The high percentage of "Very Good" responses indicates that educational resources are meeting expectations. We will maintain and update these resources regularly to ensure they remain current and beneficial for students.
7.	Admission Procedure	35	70%	15	30%	0	0	0	0	0	0	50	100	The overwhelmingly positive response to the admission procedure indicates its efficiency and transparency. We will continue to uphold these standards and ensure a seamless admission process for future students.
8.	Overall Rating of the College	20	40%	20	40 %	10	20%	0	0	0	0	50	100	The positive overall rating reflects the alumni's satisfaction with their college experience. We will use this feedback to drive continuous improvement and maintain the college's high standards.

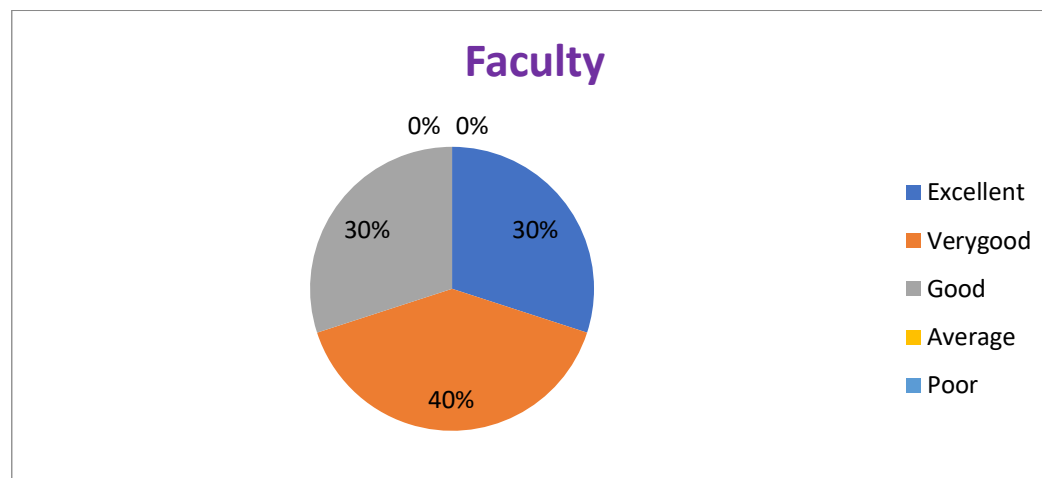
1. How do you rate the courses that you have learnt in the college in relation to your current job / occupation?



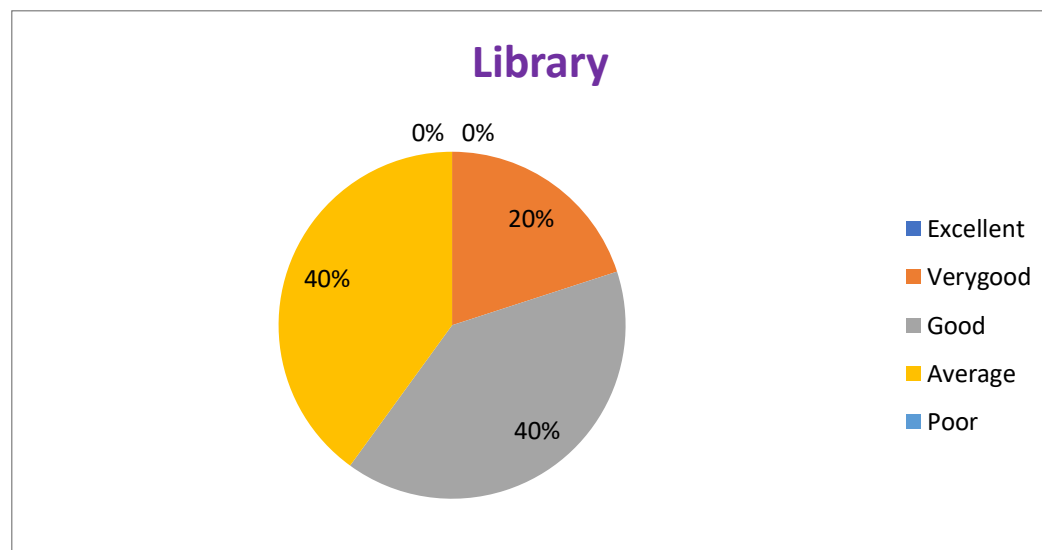
2. Infrastructure and Lab facilities



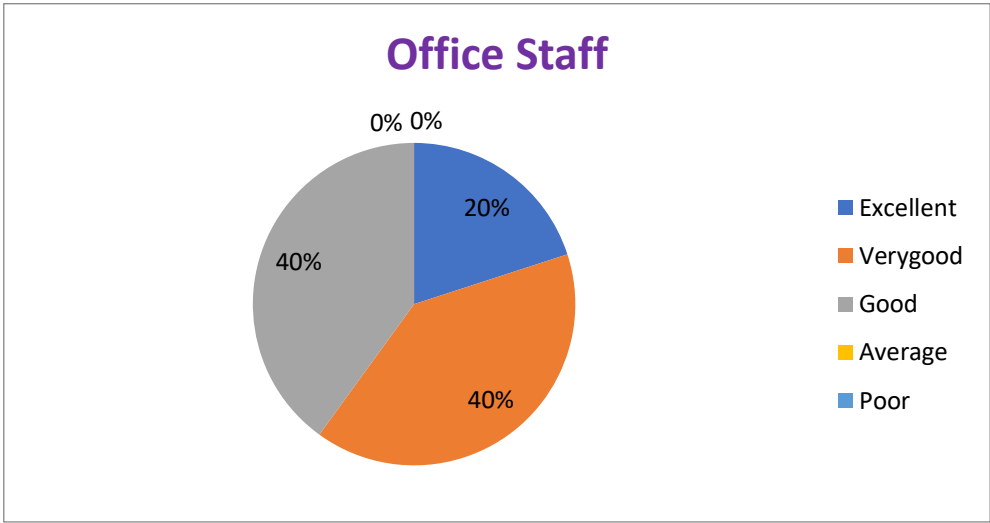
3. Faculty



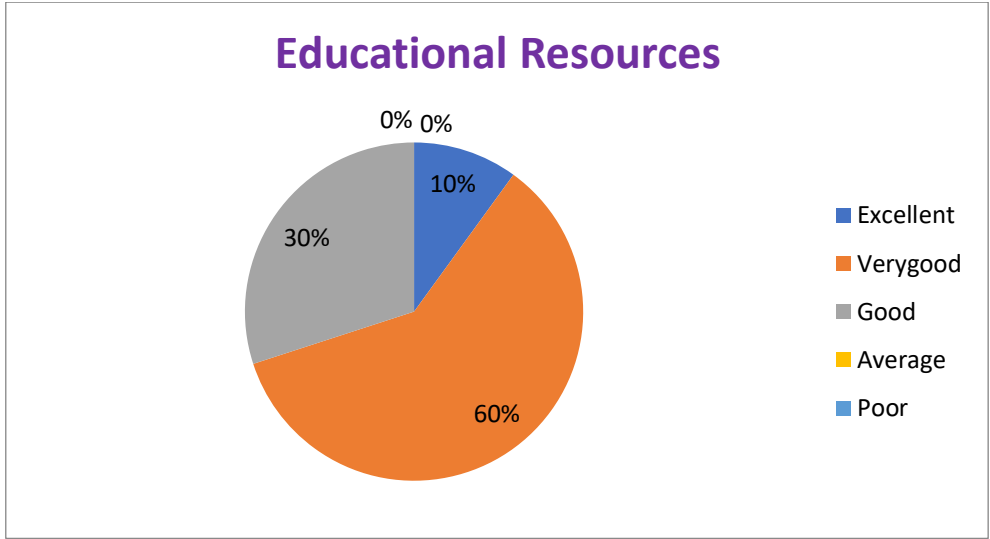
4. Library



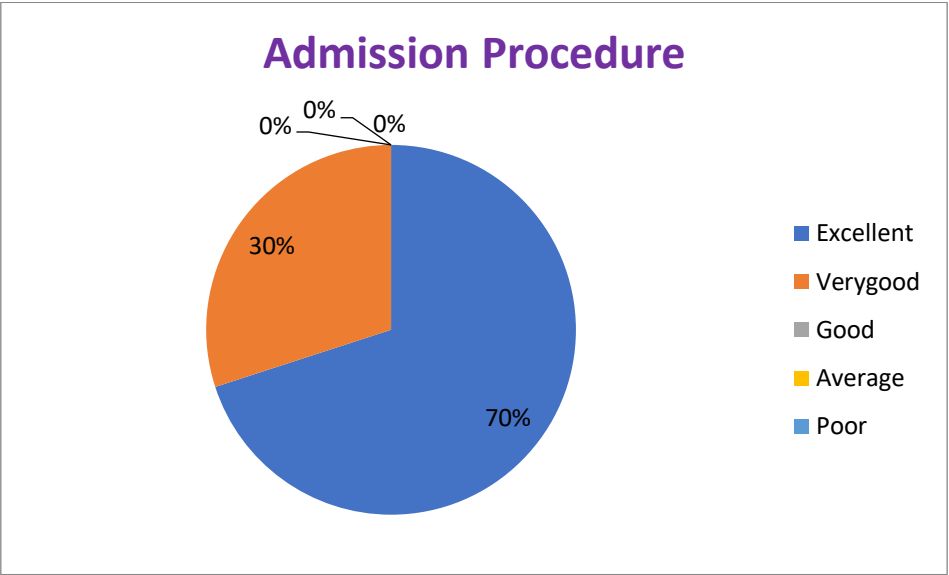
5. Office Staff



6. Educational Resources



7. Admission Procedure



8. Overall Rating of the College

